

LED Video Processor LED-500C series

Brief

LED-500C LED-500C series products are the video processor developed for large LED display screen systems, adopting top image processing chips, with internal 12 bits processing to ensure the images clearer and colors richer.

Advanced interlaced scanning images processing technology to remove video motion tail or flaw, for normal PAL/NTSC video, the output images are clearer, for HD 1080i signal, the output image detail is richer, and color is full, image quality is in the leading level of the industry. Advanced image scaling technology to support about 10 output resolution, single unit supports maximum resolution 2304×1152, 2560×816, 1920×1200, 1536×1536, maximum refresh rate can be 120Hz, and it can scale the output image pixel to pixel according to the real size of the LED screen. Intellectualized super size LED display screen seamless splicing technology, users only need to make a few simple setups to achieve multi sending cards image spicing, it can support maximum 24576×24576 pixel dot matrix LED display screen; unique synchronous follow up technique to ensure fluency of the high speed motion picture, no misplacement or tailing.

Complete video input ports, including 2 VGA, 1 DVI (can be expanded to 2 DVI inputs at the same time), 1×HDMI, 2×Video (PAL/NTSC), 1×SDI (optional), to support full HD signal inputs, and it can be connected with many kinds of video devices.

Support seamless switching between different input signals and PIP function.

Whole unit with pure hardware framework, stable and reliable.

Upgrade and network control, convenient for technical support and after sales maintenance.



Main characteristics

Achieve LED display screen splicing

Support PIP and text overlay

Achieve signal fade in and fade out

Seamless switching function

Achieve hot backup function

Achieve multi-templates loading function

Achieve RS 232 serial port control

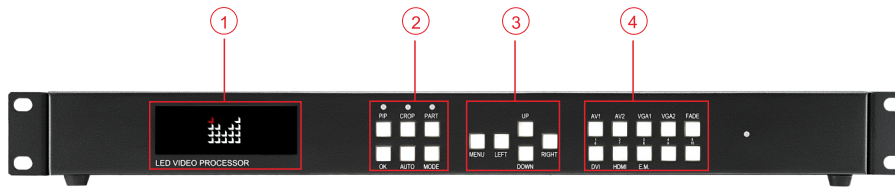
Single unit support output maximum resolution 2560×816/60Hz, 1536×1536/60Hz

Operating modes

One operating mode: button control

Button control: by control the front panel keys manually to achieve each operation of the processor.

Front and rear panel introduction



1--LED menu display:

Shows the entire menu system, in the condition that no user operating or overtime operating, the LED will show the default state. To operate the menu system by using knot or keys, the users can check and set the basic function or state of the machine intuitively.

2--Function keys:

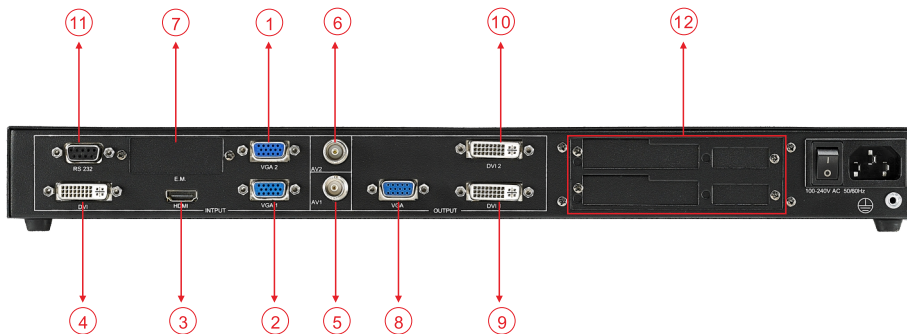
PIP,PART,OK,AUTO,MODE,totally 6 keys included. PIP is the function key to open or close PIP. CROP is the function key to open the image crop. PART is the function key to switch between part display or full display of the screen. OK is the confirmation key. AUTO is function key used to adjust image position when the input signal is VGA. MODE is the function key to open the template loading interface.

3--Operating keys:

MENU: main menu keys, used to return to the superior menu when in the main menu state.LEFT: menu selection/operating keys, left keys.UP: menu selection/operating key, up key. DOWN: menu selection/operating key, down key.RIGHT: menu selection/operating key, right key.

4--Input source switching key:

1/AV1: numeric key 1, video input port 1 selection key.
2/AV2: numeric key 2, video input port 2 selection key.
3/VGA 1: numeric key 3,VGA input port 1 selection key.
4/VGA2: numeric key 4,VGA input port 2 selection key.
5/FADE: numeric key 5, fade in and fade out function shortcut key.6/DVI: numeric key 6, DVI input port selection key.
7/HDMI: numeric key 7, HDMI input port selection key.
8/E.M.: numeric key 8, extended input port selection key.



1--VGA 1 input

2--VGA 2 input

3--HDMI input

4--DVI input

5--AV1 input

6--AV2 input

7--Expanded input

8--VGA loop

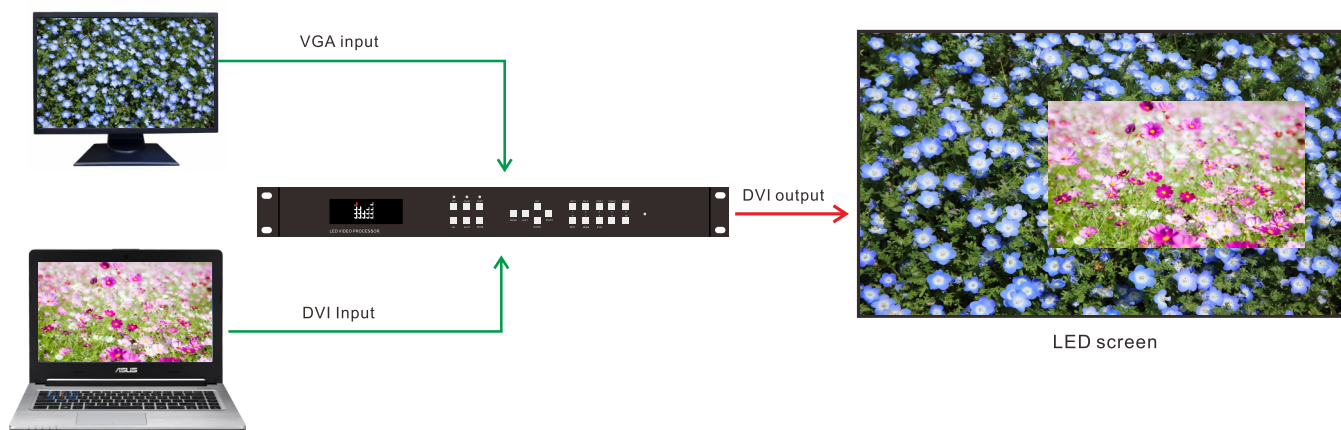
9--DVI 1 output

10--DVI 2 output

11--RS 232 control

12--Sending card plugs

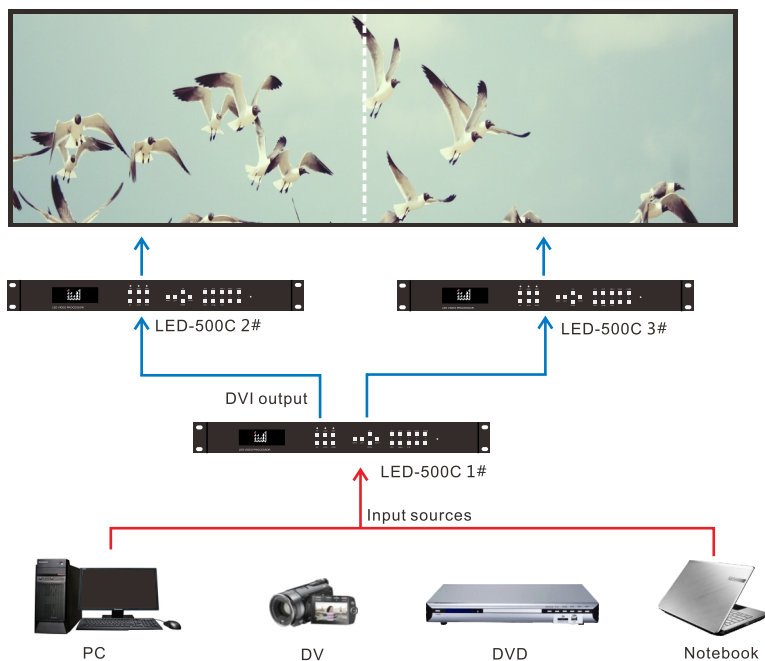
Dual images function



Dual images function

LED-500CLED-500C can achieve free position or size scaling of two pictures by dual images function. It can achieve quick switching between one image and dual images with the use of template saving and loading.(dual images saved as one template, single image saved as another template, switched by MODE key).

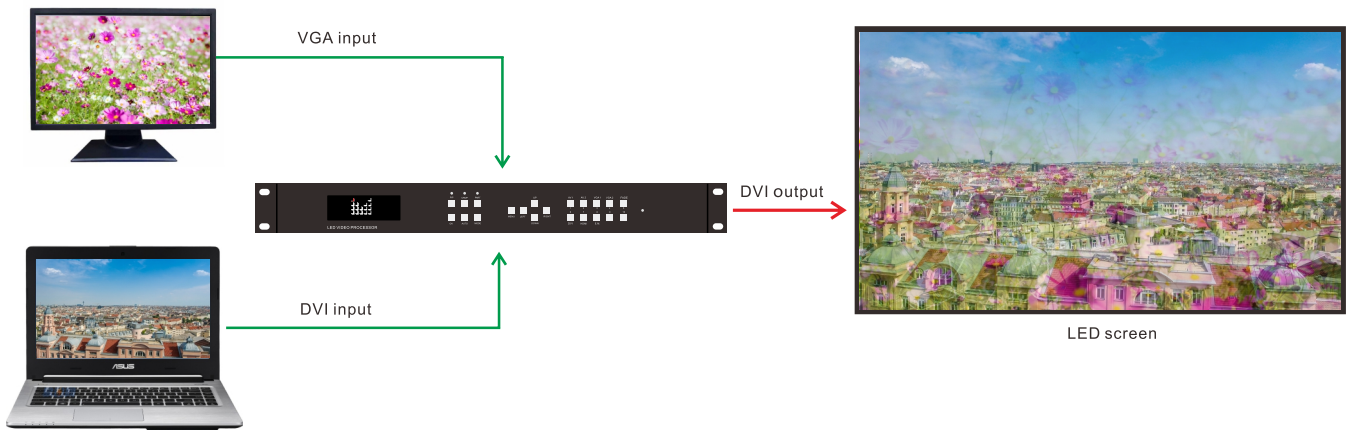
Seamless splicing



Seamless splicing

3 LED-500C realize mosaic. Processor 1 used as main control, it outputs 2 DVI signal to the latter 2 LED-500C as inputs.; processor 2 output the left screen, processor 3 output the right screen, thus achieving unequal or equal mosaic. If there are more than 3 processors to mosaic, a DVI splitter is needed behind the main control, to output multi-channel DVI signal.

Fade in/fade out switching



Fade in/fade out switching

LED-500C has the function of fade in/fade out, it avoids the black screen when the customer is operating the signal switching function; LED-500C enters the menu to open the dual images first, to choose input signal source, adjust dual images size and position; then enter the image switching menu, select switching modes (fade in/fade out); Finally press the "FADE" key in the front panel of the processor to switch, thus we achieve fade in/fade out function.

Technical specification

Input

Port	NO.	Resolution specification
AV	2	PAL, NTSC, SECAM
VGA	2	VESA
DVI	1	VESA (Support 1080i input)
HDMI	1	EIA/CEA-861 , HDMI-1.3/1.4
SDI*	1	480i, 576i, 720p, 1080i/p(3G SDI)

Output

Port	NO.	Resolution specification
DVI loop	1	Consistent with DVI input
VGA	1	1024×768/60Hz/75Hz/85Hz/100Hz/120Hz 1280×1024/60Hz 1440×900/60Hz 1680×1050/60Hz 1600×1200/60Hz 1600×1200/60Hz – Reduced
DVI	2	1920×1080/60Hz/50Hz 2560×816/60Hz 2048×640/60Hz 1920×1200/60Hz 2304×1152/60Hz 2048×1152/60Hz 1024×1280/60Hz 1536×1536/60Hz
SDI loop*	1	480i, 576i, 720p, 1080i/p (3G SDI)

Complete specification

Power supply	100-240V AC 50/60Hz
Power consumption	20W
Operation temperature	0~45°C
Product dimension (L x W x H)	482.0×257.0×44.45mm
N.W.	3.7kg

LED-500C series product mode

Name	Item number	Description
Basic	LED-500C	Basic
Extended DVI Port	LED-500CD	External input DVI port
Extended SDI Port	LED-500CS	External input SDI port, with 1 loop
Extended VGA Port	LED-500CV	External input VGA port

Included accessories

Product accessories:

- Instructiona x1
- Power cable x1
- DVI cable x1
- Certificate x1
- Copper cylinde x4
- Screw x4

SHENZHEN MAGNIMAGE TECHNOLOGY., LTD

Add : 8F, Bld. F5, TCL International E City, #1001 Zhongshan Park Road, Nanshan, Shenzhen, China
Tel : +86-755-8664 7651 Fax : +86-755-8664 7650